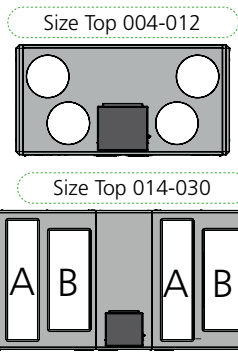
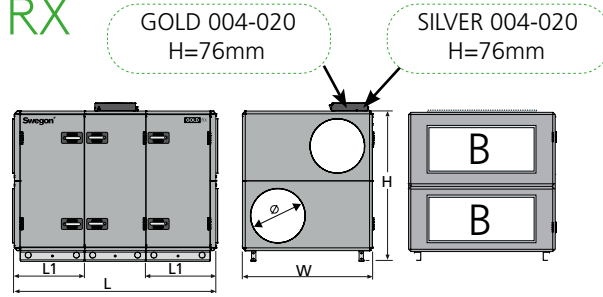




## **GOLD, SILVER AND COMPACT**

This guide will help you to easily find dimensions and data.

# GOLD/SILVER C/RX



Size RX	L		L1		W mm	H mm	Ø	B mm	A mm	SFP <sub>g</sub> ≤ 1,5 150 Pa		SFP <sub>g</sub> ≤ 2,0 200 Pa		Max.		Max. Ecodesign		⚡
	mm	kg	mm	kg						m³/s	m³/h	m³/s	m³/h	m³/s	m³/h	m³/s	m³/h	
004	*1499/1799	234-328	617	88-112	825	1020	Ø 315			0,37	1332	0.43	1620	0.45	1620	0.45	1620	1x230V, 10A*
004 Top	**1499/1600	269-295	-	-	825	1020/1185	Ø 315	Ø 315		0,32	1152	0.34	1440	0.45	1620	0.45	1620	1x230V, 10A*
005	*1499/1799	234-328	617	88-112	825	1020	Ø 315			0,37	1332	0.43	1620	0.65	2340	0.56	2010	1x230V, 10/16A*
005 Top	**1499/1600	269-303	-	-	825	1020/1185	Ø 315	Ø 315		0,32	1152	0.34	1440	0.65	2340	0.45	1620	1x230V, 10/16A*
007	*1619/1860	282-400	647	103-138	995	1185	Ø 400			0,6	2160	0.68	2520	0.75	2700	0.75	2700	1x230V, 10/16A*
007 Top	**1619/1720	312-364	-	-	995	1185/1395	Ø 400	Ø 400		0,53	1908	0.63	2232	0.75	2700	0.74	2660	1x230V, 10/16A*
008	*1619/1860	296-408	647	110-142	995	1185	Ø 400			0,63	2268	0.74	2700	1.00	3600	0.93	3340	1x230V, 16A* 3x400V, 10A
008 Top	**1619/1720	326-370	-	-	995	1185/1395	Ø 400	Ø 400		0,52	1872	0.66	2268	1.00	3600	0.75	2700	1x230V, 16A*
011	1859	429-509	647	158-160	1199	1395	Ø 500			0,85	3060	0.98	3600	1.10	3960	1.10	3960	1x230V, 16A* 3x400V, 10A
011 Top	**1859/2219	479-532	647/827	160-186	1199	1395	Ø 500	Ø 500		0,82	2952	0.87	3600	1.10	3960	1.03	3700	1x230V, 16A*
012	1859	451-537	647	146-189	1199	1395	Ø 500			0,95	3420	1.14	4068	1.40	5040	1.33	4780	3x400V, 10A
012 Top	**1859/2219	501-559	647/827	171-200	1199	1395	Ø 500	Ø 500		0,86	3096	0.95	3672	1.40	5040	1.02	3670	3x400V, 10A
014	2080	572-681	758	190-244	1400	1651	1000x400			1,41	5076	1.55	5940	1.65	5940	1.58	5680	3x400V, 10A
014 Top	2643	727-763	1039	267-285	1400	1651	1000x400	1200x300		1,39	5004	1,48	5904	1.65	5940	1,57	5650	3x400V, 10A
020	2080	592-721	758	200-264	1400	1651	1000x400			1,5	5400	1.66	6408	2.10	7560	1.82	6550	3x400V, 10/16A
020 Top	2643	747-807	1039	277-307	1400	1651	1000x400	1200x300		1,51	5436	1,61	6624	2.10	7560	1,75	6300	3x400V, 10/16A
025	2261	745-914	848	249-333	1600	1911	1200x500			2	7200	2.19	8496	2.50	9000	2.35	8460	3x400V, 10/16A
025 Top	2643	886-976	1039	319-364	1600	1911	1200x400	1400x300		1,97	7092	2,09	8388	2.50	9000	2,3	8280	3x400V, 10/16A
030	2261	797-938	848	275-345	1600	1911	1200x500			2,07	7452	2.3	8892	3.20	11520	2.40	8640	3x400V, 20A
030 Top	2643	938-1000	1039	345-376	1600	1911	1200x400	1400x300		1,98	7128	2,09	8568	3.20	11520	2,19	7880	3x400V, 20A
035	2642	1099-1309	1039	377-482	1990	2259	1400x600			3	10800	3.3	12600	3.90	14040	3.66	13100	3x400V, 20A
040	2642	1125-1335	1039	390-482	1990	2259	1400x600			3,23	11628	3.6	13716	3.90	14040	3.77	13500	3x400V, 25/40A
050	2642	1302-1551	1039	444-563	2318	2388	1600x800			4,11	14796	4.5	17352	5.00	18000	5.00	18000	3x400V, 25/40A
060	2642	1436-1685	1039	511-630	2318	2388	1600x800			4,2	15120	4.6	18000	6.50	23400	4.91	17600	3x400V, 32/50A
070	3112	2219-2485	1274	786-911	2637	2740	1800x1000			5,6	20160	6.2	23760	7.50	27000	6.98	25100	3x400V, 32/50A
080	3112	2273-2683	1274	813-956	2637	2740	1800x1000			5,82	20952	6.5	25020	9.50	34200	6.71	24100	3x400V, 50/80A
100	3322	3333-3869	1122	720+540	3340	3440	2400x1200			8,76	31536	9.6	37080	11.00	39600	11.00	39600	3x400V, 50/80A
120	3322	3533-4141	1122	829+540	3340	3440	2400x1200			9	32400	10.0	38628	14.00	50400	10.70	38500	3x400V, 80/125A

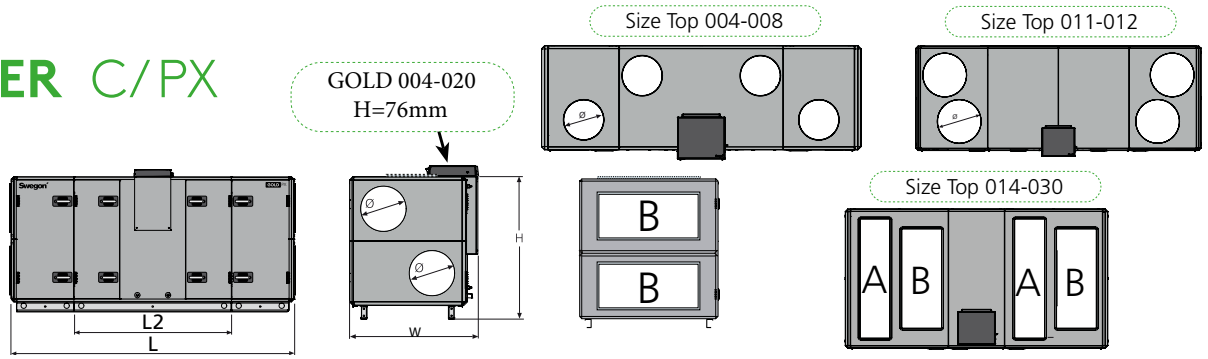
## SILVER C unit without control system

\* Common casing/split version

\*\*With COOL DX Top / Without COOL DX Top

\* Alt. 3x400V, 10A

# GOLD/SILVER C/PX



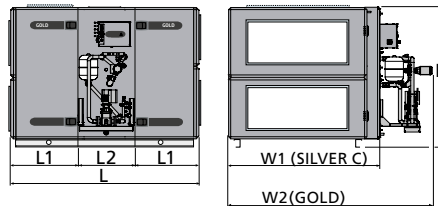
Size PX	L		L2		W mm	H mm	Ø B mm	A mm	SFP <sub>p</sub> ≤ 1,5 150 Pa		SFP <sub>p</sub> ≤ 2,0 200 Pa		Max.		Max. Ecodesign		⚡
	mm	kg	mm	kg					m³/s	m³/h	m³/s	m³/h	m³/s	m³/h	m³/s	m³/h	
004	*2333/2534	349-490	1300	262-266	897	1185	Ø 315		0,45	1620	0,45	1620	0,45	1620	0,45	1620	1x230V, 10A*
004 Top	2534	480-484	1300	262-266	897	1185	Ø 315	Ø 315	0,38	1368	0,42	1512	0,45	1620	0,41	1480	1x230V, 10A*
005	*2333/2534	349-490	1300	262-266	897	1185	Ø 315		0,47	1692	0,57	2052	0,65	2340	0,59	2120	1x230V, 10/16A*
005 Top	2534	480-492	1300	262-266	897	1185	Ø 315	Ø 315	0,38	1368	0,48	1728	0,65	2340	0,43	1550	1x230V, 10/16A*
007	*2503/2811	435-623	1517	341-347	1071	1185	Ø 400		0,64	2304	0,74	2664	0,75	2700	0,75	2700	1x230V, 10/16A*
007 top	2811	599-613	1517	341-347	1071	1395	Ø 400	Ø 400	0,59	2124	0,7	2520	0,75	2700	0,71	2560	1x230V, 10/16A*
008	*2503/2811	449-631	1517	341-347	1071	1185	Ø 400		0,68	2448	0,83	2988	1,00	3600	0,87	3130	1x230V, 16A*
008 Top	2811	613-621	1517	341-347	1071	1395	Ø 400	Ø 400	0,57	2052	0,7	2520	1,00	3600	0,67	2410	3x400V, 10A
011	2925	715-804	1631	444-454	1271	1395	Ø 500		0,9	3240	1,07	3852	1,10	3960	1,10	3960	1x230V, 16A*
011 Top	3285	814-826	1631	444-454	1271	1395	Ø 500	Ø 500	0,86	3096	1,06	3816	1,10	3960	1,01	3960	3x400V, 10A
012	2925	736-832	1631	444-454	1271	1395	Ø 500		1,02	3672	1,23	4428	1,40	5040	1,22	4390	3x400V, 10A
012 Top	3285	836-854	1631	444-454	1271	1395	Ø 500	Ø 500	0,88	3168	1,07	3852	1,40	5040	0,99	3560	3x400V, 10A
014	3351	929-1049	1836	549-561	1472	1651	1000x400		1,65	5940	1,65	5940	1,65	5940	1,65	5940	3x400V, 10A
014 Top	3914	1083-1131	1836	549-561	1472	1651	1000x400	1200x300	1,52	5472	1,65	5940	1,65	5940	1,65	5940	3x400V, 10A
020	3351	949-1089	1836	549-561	1472	1651	1000x400		1,91	6876	1,93	6948	2,10	7560	1,73	6230	3x400V, 10/16A
020 Top	3914	1103-1175	1836	549-561	1472	1651	1000x400	1000x400	1,58	5688	1,72	6192	2,10	7560	1,98	7120	3x400V, 10/16A
025	3825	1235-1427	2130	737-761	1682	1911	1200x500		2,38	8568	2,5	9000	2,50	9000	2,50	9000	3x400V, 10/16A
025 Top	4208	1375-1489	2130	737-761	1682	1911	1200x400	1400x300	2,23	8028	2,4	8640	2,50	9000	2,40	8640	3x400V, 10/16A
030	3825	1287-1451	2130	737-761	1682	1911	1200x500		2,66	9576	2,74	9864	3,20	11520	2,78	10000	3x400V, 16/20A
030 Top	4208	1427-1513	2130	737-761	1682	1911	1200x400	1400x300	2,3	8280	2,42	8712	3,20	11520	2,37	8530	3x400V, 16/20A
035	4477	1792-2038	2400	1038-1074	2072	2259	1400x600		3,32	11952	3,66	13176	3,90	14040	3,82	13700	3x400V, 16/20A
040	4477	1818-2064	2400	1038-1074	2072	2259	1400x600	1400x600	3,82	13752	3,91	14076	5,00	18000	3,95	14200	3x400V, 25/40A

## SILVER C unit without control system

\* Common casing/split version

\* Alt. 3x400V, 10A.

# GOLD/SILVER C/CX



Size CX	L		L1		L2		W1 mm	W2 mm	H mm	mm	SFP <sub>p</sub> ≤ 1,5 150 Pa		SFP <sub>p</sub> ≤ 2,0 200 Pa		Max.		Max. Ecodesign		⚡
	mm	kg	mm	kg	mm	kg					m³/s	m³/h	m³/s	m³/h	m³/s	m³/h	m³/s	m³/h	
035	2977	1934-2144	1039	377-482	900	1180	2190	2890	2259	1400x600	3,27	11772	3,68	13248	3,9	14040	3,9	14000	3x400V, 20/25A
040	2977	1960-2170	1039	390-495	900	1180	2190	2890	2259	1400x600	3,66	13176	4,26	15336	5,0	18000	4,32	15500	3x400V, 32/40A
050	2977	2346-2584	1039	444-563	900	1458	2518	3259	2388	1600x800	5	18000	5	18000	5,0	18000	5	18000	3x400V, 32/40A
060	2977	2480-2718	1039	511-630	900	1458	2518	3258	2388	1600x800	4,72	16992	5,55	19980	6,5	23400	5,52	19800	3x400V, 40/50A
070	3447	3454-3704	1274	786-911	900	1882	2837	3580	2740	1800x1000	5,8	20880	6,82	24552	7,5	27000	6,94	24900	3x400V, 40/63A
080	3447	3508-3902	1274	813-1010	900	1882	2837	3580	2740	1800x1000	6,03	21708	7,05	25380	9,5	34200	6,79	24400	3x400V, 63/80A
100	3322	4294-4880	1126	1046-1314	1070	1101-1126	3740	4283	3440	2400x1200	9,02	32472	10,6	38160	11,0	39600	11	39600	3x400V, 50/80A
120	3322	4494-5152	1126	1146-1450	1070	1101-1126	3740	4283	3440	2400x1200	9,25	33300	11,05	39780	14,0	50400	10,7	38500	3x400V, 80/125A

## SILVER C unit without control system



# GOLD/SILVER C

The fan impellers are direct-driven by EC/PM- motors, energy class IE4

Integrated controls for full functionality (GOLD)

Air leakage, class: L1  
 Thermal bridges: TB2  
 Thermal transmission: T2  
 Mechanical strength: D1


**Model box** **Real unit**

L1	L2
TB2	TB2
T2	T2
D1	D1

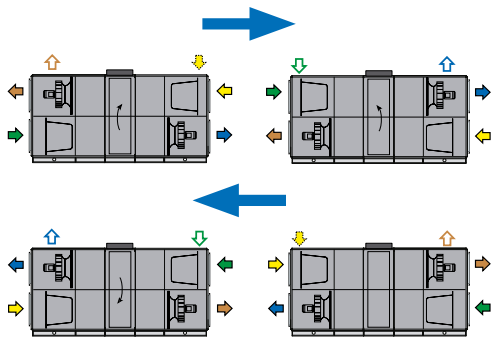
Bagfilter  
 ePM1 50% (F7)  
 ePM10 60% (M5)

Lockable handle with pressure equalization function

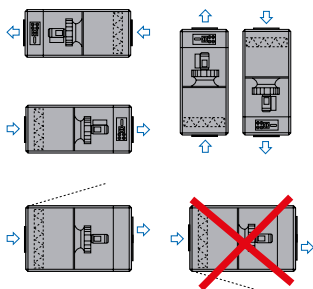
Adjustable hinges in composite material



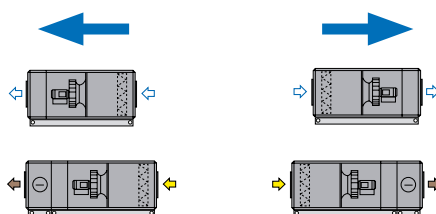
## GOLD RX/HC 011-030



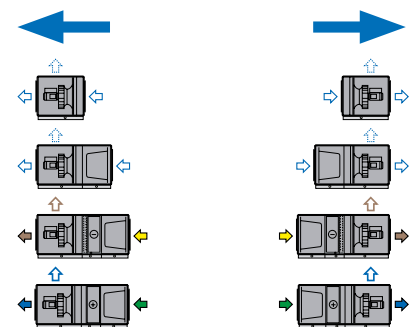
## SD 004-008



## SD 011-012

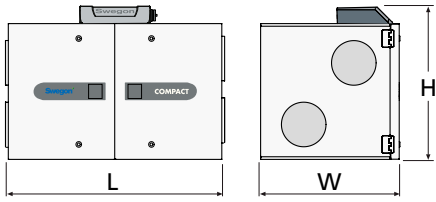


## SD 014-120

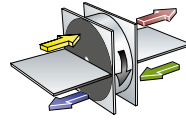
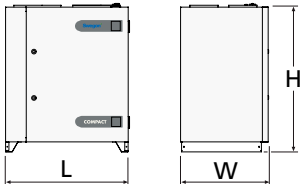


# COMPACT Unit&Top

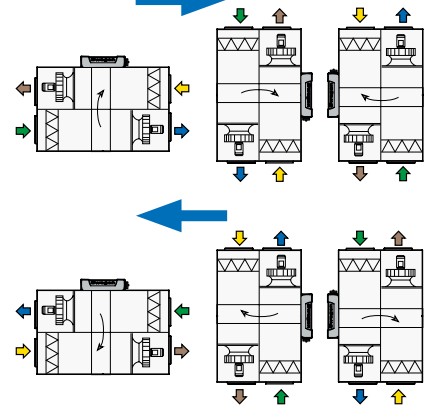
## Unit



## Top



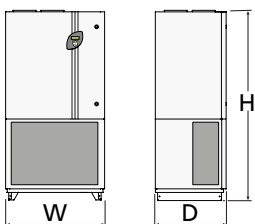
## Unit



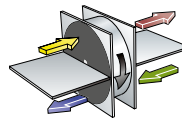
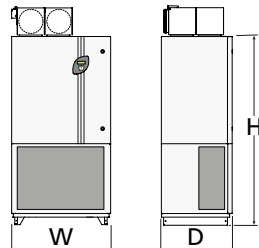
COMPACT	L mm	W mm	H mm	kg	Ø mm	Min.		≤SFP <sub>v</sub> 2.0/200 Pa		Max.		Max. Ecodesign		⚡
						m <sup>3</sup> /s	m <sup>3</sup> /h	m <sup>3</sup> /s	m <sup>3</sup> /h	m <sup>3</sup> /s	m <sup>3</sup> /h	m <sup>3</sup> /s	m <sup>3</sup> /h	
Unit 02	1246	792	872	160	Ø 250	0,08	290	0,20	720	0,23	828	0,23	830	1x230V, 10A
Unit 03	1246	792	872	160	Ø 250	0,08	290	0,20	720	0,36	1296	0,31	1100	1x230V, 10A
Top 02	1107	788	1318	200	Ø 250	0,08	290	0,18	650	0,23	828	0,23	830	1x230V, 10A
Top 03	1107	788	1318	200	Ø 250	0,08	290	0,18	650	0,36	1296	0,31	1100	1x230V, 10A

# COMPACT Air&Heat

## Air



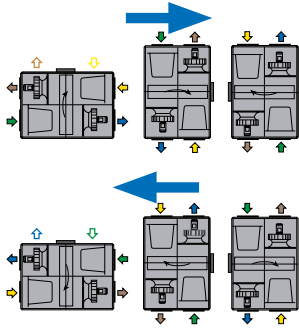
## Heat



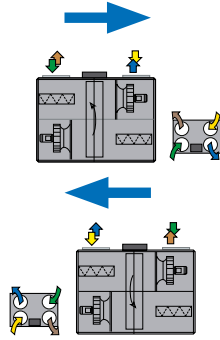
COMPACT	W mm	H mm	D mm	kg	Ø mm	Min.		Max./SFP <sub>v</sub> /Pa		Max. Ecodesign		⚡
						m <sup>3</sup> /s	m <sup>3</sup> /h	m <sup>3</sup> /s	m <sup>3</sup> /h	m <sup>3</sup> /s	m <sup>3</sup> /h	
Air 02	1102	2114	792	331	Ø 250	0,08	290	0,23/1.0/20	830/1.0/20	0,23	830	1x230V, 10A
Air 03	1102	2114	792	331	Ø 250	0,08	290	0,36/1.7/20	1300/1.7/20	0,34	1200	1x230V, 10A
Heat 02	1102	2114	792	345	Ø 250	0,08	290	0,23/1.2/20	830/1.2/20	0,23	830	3x400V, 16A
Heat 03	1102	2114	792	345	Ø 250	0,08	290	0,36/2.1/20	1260/2.0/20	0,34	1200	3x400V, 16A

# GOLD/SILVER C

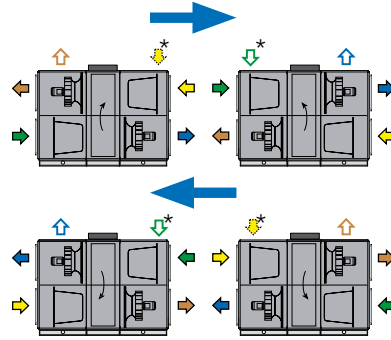
RX 004-008



RX Top 004-012

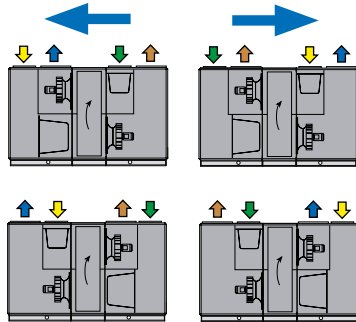


RX 004-120 (split)

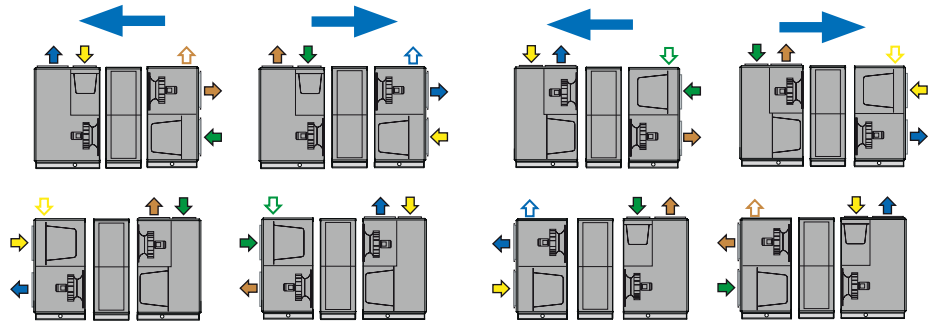


\*004-080

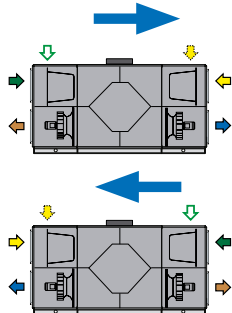
GOLD RX Top 014-030



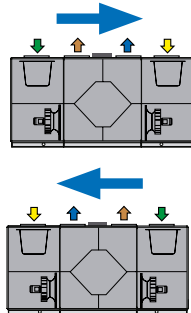
GOLD RX 014-030 Combinations



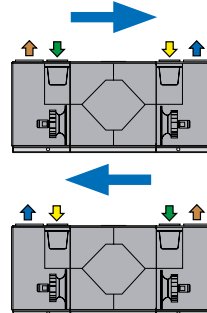
GOLD PX 004-040



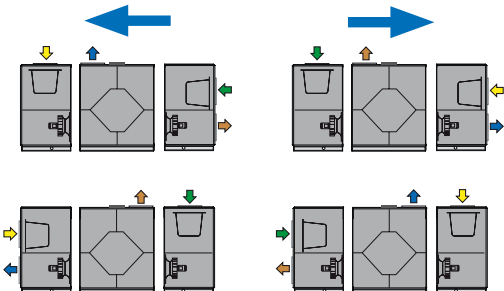
GOLD PX Top 004-008



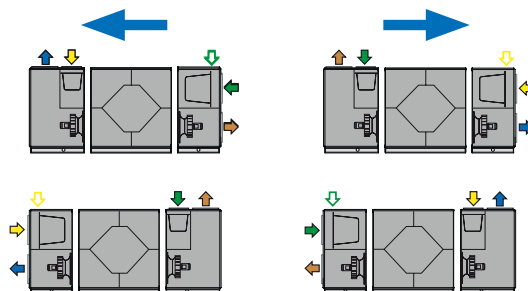
GOLD PX Top 011-030



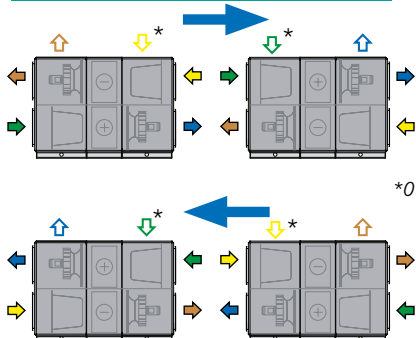
GOLD PX 004-008 Combinations



GOLD PX 011-030 Combinations

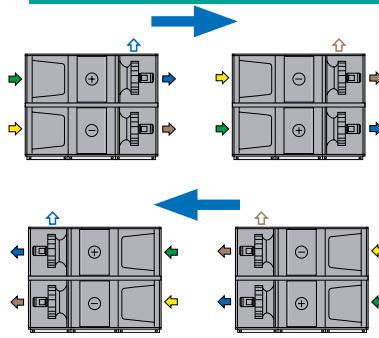


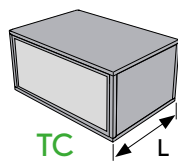
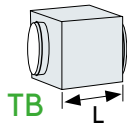
CX 035-120



\*011-080

CX 100-120





				02/03	04/05	07/08	11/12	14/20	25/30	35/40	50/60	70/80	100/120
TBSA			L (mm)	125	140	210*	210	220	220	220	220	220	220
TCSA			L (mm)	-	400	400	400	400	400	400	400	400	500
TBDA			L (mm)	800	915	1200*	1200	650	650	650	650	1250	1250
TCDA			L (mm)	-	975	975	975	975	975	975	975	975	1070
TBLA TBLF			L (mm)	300	180-300	180-300*	300	148-300	148-300	148-300	148-300	148-300	148-300
TCLA TCLF			L (mm)	-	400	400	400	400	400	400	565 (TCLA)	565 (TCLA)	720 (TCLA)
TBCE TBRE			L (mm)	278	291-700	291-800*	370-700	370-800	370-1000	370-1000	370-600	370-600	370-700
TCLE			L (mm)	-	625	625	625-720	565-775	565-775	565-775	625-775	625-775	1070
TBKA TBKC			L (mm)	500	500	500*	500	500	500	500	500	500	500
TCKA TCKC			L (mm)	-	475-625	475-625	475-625	475-625	475-625	475-625	565-775	565-775	720-1070
TCLK			L (mm)	-	1150	1150	1150	1325-1475	1325-1475	1325-1475	1695-1905	1695-1905	2160-2510
TCEK			L (mm)	-	1400	1400	1400-1965	1625-1775	1625-1775	1625-1775	1755-2115	1755-2115	2510-2860
TCGA			L (mm)	-	565-850	565-850	565-850	565-850	565-850	565-850	565-850	565-850	720
TCIA			L (mm)	-	565-850	565-850	565-850	565-850	565-850	565-850	565-850	565-850	500-720
TCFB			L (mm)	-	720	720	720	720	720	720	720	720	720
TCBR			L (mm)	-	565	565	565	565	565	565	565	565	1070
TCBP			L (mm)	-	-	-	565	565	565	565	-	-	-
TCFE			L (mm)	-	-	-	565-850	565-850	565-850	565-850	565-850	565-850	720-1070